

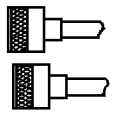
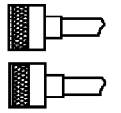





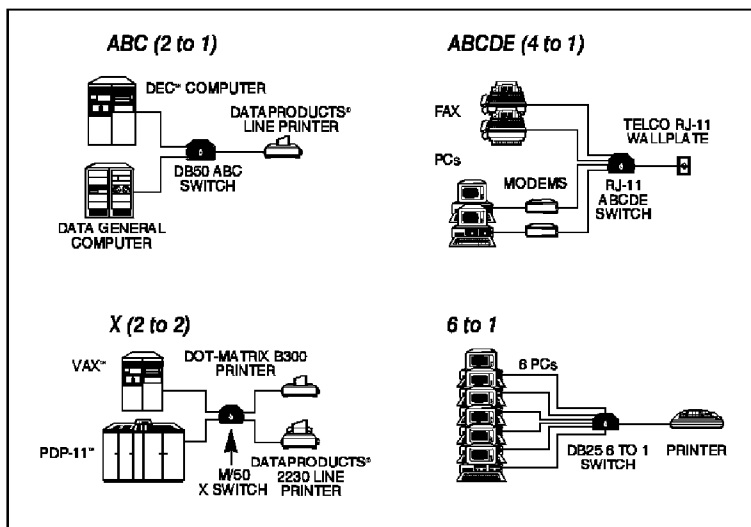


# BLACK BOX®

The Source for Connectivity®

## Hard-to-find manual switches.

Connector	ABC	ABCDE	X	6 to 1
 <p><b>DB50</b></p>	<p>Leads Supported — 48: All pins except 40 and 42            Connectors — DB50 female            Size — 3.5"H x 6"W x 6.3"D (8.9 x 15.2 x 16 cm)            Weight — 1.5 lb. (0.7 kg)            SW400A</p>	<p>Leads Supported — 24            Connectors — DB50 female            Size — 3.5"H x 6"W x 6.3"D (8.9 x 15.2 x 16 cm)            Weight — 1.5 lb. (0.7 kg)            SW410A            Specify pinning when ordering</p>	<p>Leads Supported — 24            Connectors — DB50 female            Size — 3.5"H x 6"W x 6.3"D (8.9 x 15.2 x 16 cm)            Weight — 1.5 lb. (0.7 kg)            SW420A            Specify pinning when ordering</p>	
DB50 Connector Cable EDN30L				
 <p><b>M/50</b></p>	<p>Leads Supported — 48: All pins except D and FF            Connectors — M/50 female            Size — 3.5"H x 6"W x 6.3"D (8.9 x 15.2 x 16 cm)            Weight — 1.5 lb. (0.7 kg)            SW460A</p>	<p>Leads Supported — 24            Connectors — M/50 female            Size — 3.5"H x 6"W x 6.3"D (8.9 x 15.2 x 16 cm)            Weight — 1.5 lb. (0.7 kg)            SW470A            Specify pinning when ordering</p>	<p>Leads Supported — 24            Connectors — M/50 female            Size — 3.5"H x 6"W x 6.3"D (8.9 x 15.2 x 16 cm)            Weight — 1.5 lb. (0.7 kg)            SW480A            Specify pinning when ordering</p>	
M/50 Connector Cable EYN500				
 <p><b>Dual BNC Coax</b></p>	<p>Leads Supported — Center conductor and shield            Connectors — BNC female only            Size — 2.5"H x 6"W x 6.3"D (6.4 x 15.2 x 16 cm)            Weight — 1.5 lb. (0.7 kg)            SW630A</p>	<p>Leads Supported — Center conductor and shield            Connectors — BNC female only            Size — 3.5"H x 6"W x 6.3"D (8.9 x 15.2 x 16 cm)            Weight — 1.5 lb. (0.7 kg)            SW631A</p>	<p>Leads Supported — Center conductor and shield            Connectors — BNC TNC female only            Size — 2.5"H x 6"W x 6.3"D (6.4 x 15.2 x 16 cm)            Weight — 1.5 lb. (0.7 kg)            SW633A</p>	
RG59 PVC Cable EIN59 and RG62 PVC Cable EIN62 and RG62 Plenum Cable EYN660				
 <p><b>WANG® Compatible</b></p>	<p>Leads Supported — Center conductor and shield            Connectors — BNC and TNC            Size — 3.5"H x 6"W x 6.3"D (8.9 x 15.2 x 16 cm)            Weight — 1.5 lb. (0.7 kg)            SW600A</p>	<p>Leads Supported — Center conductor and shield            Connectors — BNC and TNC            Size — 3.5"H x 6"W x 6.3"D (8.9 x 15.2 x 16 cm)            Weight — 1.5 lb. (0.7 kg)            SW610A</p>	<p>Leads Supported — Center conductor and shield            Connectors — BNC and TNC            Size — 3.5"H x 6"W x 6.3"D (8.9 x 15.2 x 16 cm)            Weight — 1.5 lb. (0.7 kg)            SW620A</p>	<p>Leads Supported — Center conductor and shield            Connectors — BNC and TNC            Size — 3.5"H x 6"W x 6.3"D (8.9 x 15.2 x 16 cm)            Weight — 1.5 lb. (0.7 kg)            SW640A</p>
WANG Compatible PVC Cable EVNDCD and WANG Compatible Plenum Cable EVNPCP				
 <p><b>ABC Bus</b></p>	<p>Leads Supported — 48            Connectors — (3) male 50-pin headers            Size — 3.5"H x 6"W x 6.3"D (8.9 x 15.2 x 16 cm)            Weight — 1.5 lb. (0.7 kg)            SW430A</p>			
Ribbon Cable 50-pin Berg Connectors (female/female) EY246				
 <p><b>Special Order 2-1 V.35 Switch</b></p>	<p>Leads Supported — All            Connectors — V.35 female (M/34)            Size — 3.5"H x 6"W x 6.3"D (8.9 x 15.2 x 16 cm)            Weight — 1.5 lb. (0.7 kg)            SWXQ9230R</p>			
V.35 Interface Cable (34-conductor) EYN450				
 <p><b>Special Order 2-1 Parallel Printer Switch</b></p>	<p>Leads Supported — All pins for IBM® PC parallel            Connectors — (2) Centronics, (1) DB25            Size — 3.5"H x 6"W x 6.3"D (8.9 x 15.2 x 16 cm)            Weight — 1.5 lb. (0.7 kg)            SWXQ8224P</p>			
IBM® PC Printer Adapter Cable EIN600				



**NOTE: Female connectors are standard on all models. For male connectors, add \$10.00. Specify gender when ordering.**

Call for pricing!

Doc# 11419